









2013 Exhibitor Survey

1. How satisfied were you with the Expo, 4 - very satisfied to 1 - not satisfied ?

4		36%
3		49%
2		11%
1		4%

2. Please rate the usefulness of the Expo website, from 4 - very useful to 1 - not useful.

4		34%
3		42%
2		15%
1		2%

3. Please rate the significance of each marketing opportunity provided by The Condo, HOA & Co-op Expo, from 4 - very significant to 1 - not significant






	4	3	2	1	Average Rating
Postcard program	16.95% 10	35.59% 21	18.64% 11	28.81% 17	1.00
Products of interest lists (Via Excel)	25.00% 15	36.67% 22	21.67% 13	16.67% 10	1.00
Advertising in the show issue of The South Florida Cooperator	22.03% 13	40.68% 24	18.64% 11	18.64% 11	1.00
Advertising in the program guide	24.56% 14	38.60% 22	19.30% 11	17.54% 10	1.00
Lead Retrieval	39.68% 25	33.33% 21	6.35% 4	20.63% 13	1.00
Exhibitor Training (Expo University)	20.00% 11	25.45% 14	14.55% 8	40.00% 22	1.00

2013 Exhibitor Survey





4. How satisfied were you with the venue and location of the show, 4 - very satisfied to 1 - not satisfied?

	4	3	2	1	Average Rating
Convention Hall Facility	71.43% 50	17.14% 12	7.14% 5	4.29% 3	1.00
Location	59.42% 41	26.09% 18	5.80% 4	8.70% 6	1.00





5. Did you find the exhibitor checklist on our website helpful in preparation for the show?

Yes		52%
Somewhat		17%
No		3%
Didn't use it		24%
Didn't know it existed		4%





6. How satisfied are you with the number and quality of leads you received at the show, 4 - very satisfied to 1 - not satisfied?

4		21%
3		39%
2		31%
1		9%

7. How satisfied were you with the number of property managers and board members at the show, from 4 - very satisfied to 1 - not satisfied?

4		23%
3		43%
2		27%
1		7%

8. Based on your experience this past year, how likely is it that you will exhibit again at next year's show, 4 - very likely to 1 - not likely?

4		43%
3		38%
2		14%
1		4%